

**YUBA COMMUNITY COLLEGE DISTRICT (YCCD)
CAREER TECHNICAL EDUCATION ARTICULATION/CREDIT BY EXAMINATION AGREEMENT**

Woodland College, in collaboration with Rodriguez High School/ROP, mutually subscribe to the following articulation/credit by examination agreement with the stipulation that: Credit will be awarded upon completion of high school course based on criteria established by Woodland college faculty member as measuring competence in course objectives.

HIGH SCHOOL/ROP ARTICULATION SECTION

High School/ROP Site Rodriguez High School
 High School/ROP Instructor(s) Julia Brewer Phone Number 709 863-7950
 High School/ROP Course Introduction to Floral Design E-mail Address juliab@fsusd.org

Request for: (check one) Renewal Agreement New Agreement Revised Agreement (based on updated curriculum)

Attach materials from high school/ROP course: (Note: Materials required to begin process.)

Course outline List of Competencies and Objectives Sample course exams

Information about high school/ROP course:

- > Length of course: Days per week 3 Hours per course 1.5 Weeks 32
- > Name of Textbook/Software: Principles of Floral Design ISBN: 978-1-64564-049-3
- > Other Materials: CEV: Floral Design Certification (Benz)

Requested by:

Julia Brewer 11/30/22 [Signature]
 High School Instructor (Print & Sign) Date High School Dept Chair/Coordinator (Print & Sign) Date
Kristen Cherny 12/1/22 [Signature] HOLLY WITTENBERG 12/8/22
 High School Principal (Print & Sign) Date ROP Director (If Applicable) (Print & Sign) Date

WOODLAND COMMUNITY COLLEGE ARTICULATION SECTION

YCCD Instructor(s) Brandi Asmus Phone Number 530-661-5758
 YCCD Course ENVHR 51 - Floral Design Workshop
(Number and Title)
 Unit(s) 1.0
 Approved Pending Modification Not approved for articulation (Please comment

below) Credit by Examination Criteria: Grade of B or higher on final exam and Course grade of B or higher

(If Approved)
 Additional Comments: _____

I have contacted the appropriate full-time faculty in the discipline and the Instructional Deans at the Clear Lake Campus, Yuba College, and Woodland Community College to inform them of the Career Technical Education Articulation/Credit by Examination Agreement.

Approved by: [Signature] George Sellu Sep 11, 2023
 College Instructor Date Campus Dean/Department Dean Date
Sandy Fowler Jan 5, 2024
 V.P. Academic and Student Services Date
 Articulation Officer

Floral Design Course Outline

Grade Level(s): 10-12

Number of Units: 10 credits (5 per semester)

Length of Course: Year Long

[Link to California State Art Standards](#)

[Link to California Agricultural State Standards](#)

Board Adopted Instructional Materials (indicate if this is a new material or awaiting board approval):

- Principles of Floral Design: An Illustrated Guide, 2nd Edition By Pat Diehl Scace and James M. DePrince (2019) (ISBN 978-1-64564-049-3) - **PREFERRED**
- The Art of Floral Design 3rd Edition by Norah T. Hunter (2012) (ISBN 978-1418063030)

Unit Narrative	Standards Addressed	Instructional Routines	Key Shifts	Formative and Summative Assessments
<p>Unit 1 - Introduction to Art</p> <p>A. The Variety of Art</p> <ol style="list-style-type: none"> 1. Artistic perception <p>B. When is it Art?</p> <ol style="list-style-type: none"> 1. Philosophy of Arts 2. Aesthetic Value of Objects 3. Artistic Inspirations 4. Art Appreciation 5. The Art World <p>C. Floral Symbolism</p> <ol style="list-style-type: none"> 1. Identify flowers and foliage and their symbolism in art. <ol style="list-style-type: none"> a. Historical and modern works of art b. Cultural c. Design d. Ikebana 	<p><u>A-G</u></p> <p><u>Standards:</u></p> <p>4.1, 4.3, 5.4, 1.5, 3.1, 3.3, 3.4, 4.1</p> <p><u>Anchor</u></p> <p><u>Standards:</u></p> <p>1.0, 2.0, 3.0, 4.0, 5.0, 8.0, 9.0, 10.0, 11.0</p> <p><u>Pathway</u></p> <p><u>Standards:</u></p> <p>F11.2, F11.1</p>	<p><u>Sample Assignments or Projects</u></p> <ul style="list-style-type: none"> • Students will write an art evaluation on one of the following: Ikebana Design, Vincent Van Gogh, Pablo Picasso, Edouard Monet, Edward Manet, Gregor Lersch, Els and George Hazenberg, Georgia O'Keeffe, Pierre Renoir, Diego Rivera, among others. • Students will create an <i>Interactive Notebook</i> that will contain: class notes from lectures, drawings, and class exercises. Students will build upon this notebook through each unit of instruction utilizing both sides of the brain. • Students will research and write a description of the historical symbolism of specific flowers and foliage. • Students will choose a flower or foliage, find the symbolism and from it create a floral design. • Add information, lecture notes, and drawings to <i>Interactive Notebook</i> on historical flower symbolism 	<p>Guided notes</p> <p>Computer and hands on work</p> <p>Scaffolding with math when creating budget sheets for arrangements</p> <p>Word bank with the list of tool IDs and floral IDs when giving quizzes</p>	<p>Biweekly formative assessments about concepts and skills learned, Floral and tool I</p> <p>Mid Unit Quiz</p> <p>Hands on design and evaluation</p> <p>End of unit test. Test includes multiple choice and short answer formats.</p>
<p>Unit 2 - Historical Contributions and Cultural Dimensions</p> <p>A. Interpretation</p> <ol style="list-style-type: none"> 1. The meaning of art 2. Elements of Art History <p>B. History of Floral Art</p> <ol style="list-style-type: none"> 1. The Floral Art Designs of Ancient Civilizations 	<p><u>A-G</u></p> <p><u>Standards:</u></p> <p>1.3, 1.5, 1.6, 2.4, 2.5, 2.6, 3.1, 3.2, 3.3, 3.4, 4.1, 4.2, 4.3, 4.5, 5.2</p> <p><u>Anchor</u></p>	<p><u>Sample Assignments or Projects</u></p> <ul style="list-style-type: none"> • Evaluation of art examples from various time periods • Create a visual presentation on history of Floral Design • Project on floral art history and specific art periods including: European Period, Impressionist Era, Oriental Influence, and 	<p>Scaffolding with math when creating budget sheets for arrangements</p> <p>Word bank with the list of tool IDs and floral IDs when giving quizzes</p>	<p>Biweekly formative assessments about concepts and skills learned, Floral and tool I</p> <p>Mid Unit Quiz</p> <p>Hands on design and evaluation</p>

<p>2. Color harmony in various art works</p> <p>3. Use of monochromatic, analogous, complementary, and triadic schemes in student and other visual art works</p> <p>D. Textures</p> <ol style="list-style-type: none"> 1. Visual and tactile components in floral art using fine, medium, and course-textured media 2. Container and material components of floral art 3. Flower and foliage use through arrangements <p>E. Value</p> <ol style="list-style-type: none"> 1. Light and dark in visual art designs 2. Light and dark change in floral art <p>F. Space and Depth</p> <ol style="list-style-type: none"> 1. The use of space in two and three-dimensional visual art designs 2. Interpret space in our environment 3. The use of space in visual designs by applying angling and overlapping media in floral art designs 4. Significance of size and color of media in Floral Art 	<p>F11.1, F11.2, F11.3</p>	<p>cool, value, tint, tone, and shades to floral artworks</p> <ul style="list-style-type: none"> • Add information, notes, and drawing to <i>Interactive Notebook</i> on color harmony, value, and schemes 	
<p>Unit 5 - Principles of Art Design</p> <p>A. Balance</p> <ol style="list-style-type: none"> 1. Symmetrical and asymmetrical balance in floral art 2. Asymmetrical or symmetrical balance through developing floral art works 3. Radial and open balance in visual art designs <p>B. Proportion/Scale</p> <ol style="list-style-type: none"> 1. Proportion and scale through application of floral art designs using the following techniques: flower to container, flower to flower, and flower to foliage, and arrangement to environment 2. Geometrical techniques in floral art and visual art designs <p>C. Emphasis</p> <ol style="list-style-type: none"> 1. Visual floral art works 2. Other visual art works: convey understanding of location, size, pattern, framing, and isolation in floral art designs 3. Emphasis in floral designs by using line direction and directional facing <p>D. Rhythm</p> <ol style="list-style-type: none"> 1. Floral art using repetition and eye movement 2. Transition and radiating line in floral art works <p>E. Harmony and Unity</p>	<p>A-G <u>Standards:</u> 1.1, 1.2, 1.3, 1.4, 2.3, 4.2, 4.3 <u>Anchor Standards:</u> 1.0, 2.0, 3.0, 5.0, 6.0, 7.0, 9.0, 10.0, 11.0 <u>Pathway Standards:</u> F11.2, F11.2, F11.3</p>	<p><u>Sample Assignments or Projects</u></p> <ul style="list-style-type: none"> • Complete worksheet for elements and principles of design • Create a design project utilizing all elements and principles of design • Emotions and color influence project • Create a Color Wheel • Add information, notes, and drawing to <i>Interactive Notebook</i> on color harmony, value, and schemes • Classroom Color Display Board • Additions to student art and floral Portfolio <p>Projects: applying focal point to student works.</p>	<p>Scaffolding with math when creating budget sheets for arrangements</p> <p>Word bank with the list of tool IDs and floral IDs when giving quizzes</p>
		<p>Biweekly formative assessments about concepts and skills learned, Floral and tool I</p> <p>Mid Unit Quiz</p> <p>Hands on design and evaluation</p> <p>End of unit test. Test includes multiple choice and short answer formats.</p>	

	F11.2, F11.3, F11.4	applied to a specific theme and culture.		
--	------------------------	--	--	--

Floral Design Final

Directions:

Answer the following questions.

1. Evaluate the image and determine what type of design is shown.

- A. Ikebana
- B. Egyptian
- C. Roman
- D. Greek



2. What is the common name of this flower?

- A. Gunni Eucalyptus
- B. Standard Rose
- C. Tuberosa
- D. Cymbidium Orchid



3. What is the botanical name of this flower?

- A. *Leucanthemum x superbum* cv.
- B. *Liatris spicata*
- C. *Salvia splendens* cv.
- D. *Lilium x hybridum* cv



4. What is the common name of this flower?

- A. Hyacinth
- B. Marigold
- C. Zinna
- D. Tuberous Begonia



5. Which of the following is NOT a color associated with this flower?

- A. White
- B. Pink
- C. Violet
- D. Orange



6. Which of the following flower types are used as primary flowers to establish the skeleton outline height or width of an arrangement?

- A. Mass flowers
- B. Line flowers
- C. Foliage flowers
- D. Filler flowers

7. Which of the following is NOT a use of floral preservatives?
- A. Replenishing the food source
 - B. Lowering the pH
 - C. Reducing bacterial growth
 - D. Preventing ethylene damage
8. Which of the following is NOT a secondary principle of rhythm?
- A. Repetition
 - B. Gradation
 - C. Depth
 - D. Transition
9. Which of the following is NOT considered a triadic color scheme?
- A. Red, blue, yellow
 - B. Yellow-green, red-orange, blue-violet
 - C. Orange, green, violet
 - D. Green, violet, red
10. Which of the following is considered a monochromatic color scheme?
- E. Blue, red, green
 - F. Green, blue-green, blue
 - G. Red, pink, maroon
 - H. Orange, yellow, red
11. Strong contrasts in texture have what effect on a monochromatic design?
- A. Decrease unity
 - B. Decreases visual interest
 - C. Prevents harmony
 - D. Prevents monotony
12. Label the image with the type of plant used in the bouquet.
Filler Flower; Foliage; Line Flower; Mass Flower



13. Rank the following materials in the order they should be added to a geometric floral design. Steps 1 to Step 6.

- _____ Greenery of foliage
- _____ Mass flowers
- _____ Mechanics
- _____ Water
- _____ Filler flower

14. Evaluate the following design to determine the specific type shown in the image.

- A. Circular mass
- B. Equilateral triangle
- C. Right triangle
- D. Wreath



15. Rank the following steps of retail floral processing in order. Step 1 to step 6.

- _____ Cut stems to allow for water uptake
- _____ Place containers with water and floral preservatives at room temperature for at least one hour
- _____ Place flowers in cooler
- _____ Remove plastic sleeves
- _____ Open boxes upon arrival
- _____ Strip foliage and thorns from stems to minimize decay in plant materials

16. Margaret has processed a collection of tropical flowers and greenery to store in the cooler. What range should her cooler be set to in degrees Fahrenheit? Circle the range the cooler should be.



17. Adhesives are only used with artificial flowers because using any type of adhesive will brown flower petals or kill the flower.

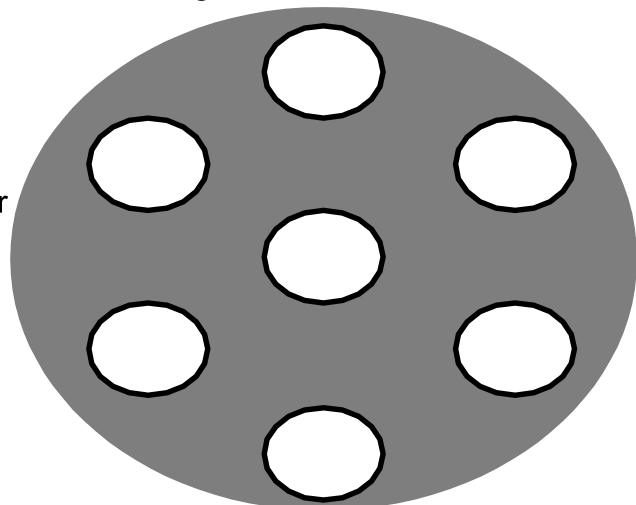
- A. True
- B. False

18. Elijah needs to attach his boutonniere to his lapel. His florist recommends using a black-headed pin. Which of the following is another feature of the boutonniere pins?

- A. The pin should have a tear drop head.
- B. The pin should be about 4 inches long.
- C. The pin shouldn't be decorative.
- D. The pin should be about 6 inches long.

19. Shelia is creating the centerpieces for a reception this weekend. Which of the following is the most important thing Shelia should keep in mind when creating centerpieces?
- The number of bridesmaids
 - The groom's tuxedo color
 - The height of the arrangements
 - The food to be served at the wedding
20. Jim is making a Thanksgiving arrangement which includes fresh pumpkins. Why is it necessary to spray the pumpkins with a clear coat?
- To make the floral materials appear brighter
 - To prevent the floral materials from decomposing and wilting
 - A clear coat is applied to all floral arrangements
 - To prevent the smell of the pumpkin from being stronger than the flowers.
21. Frank comes into a floral shop and would like to order an arrangement to send to a family friend who recently lost their spouse. However, Frank's budget is fairly small. Which arrangement should the florist suggest sending to the family?
- Vase arrangement
 - Casket spray
 - Standing spray
 - Stateroom
22. Kumail is critiquing a symmetrical triangle arrangement. Select all of the following features he should be assessing in this design type.
- Balance determined by imagining a vertical axes through the center of the design where all stems come together, one side should be a mirror image of the other
 - Flowers create a high vertical line on one side which is counterbalanced by a low horizontal line on the other side
 - Focal point should be located where all the stems come together
 - Flowers should be evenly distributed through the design
 - Foliage must follow the lines of the skeleton to create the triangle placed radially, coming out from the center point
 - Flowers must be securely set in foam
 - No focal point
 - Mechanics must be completely covered by flowers and foliage.

23. The circle represents an overhead view of a round floral arrangement. Place flowers one through seven where they should be placed to form an appropriate skeleton for the arrangement. Tip: place flowers clockwise. (2 points)



24. Riccardo manages a flower shop in an area with significant foot traffic. Which strategy could he use to draw in people passing by?
- A. Creating attractive, unique window displays which will rotate often
 - B. Create a dark and moody atmosphere for an intimate feel inside the store
 - C. Stand outside and greet pedestrians
 - D. Create a large central display inside the store which changes seasonally
25. Select the true statement.
- A. Floral shops may choose not to restock items based on season or to allow products in the store to feel more unique.
 - B. Floral shops always restock items to ensure the largest variety of options for customers and to increase repurchasing for products in store.
26. When used in design, which of the following terms best describes line?
- A. Surface quality
 - B. Positive/negative
 - C. Static/dynamic
 - D. Shape
27. Room size and décor must be considered in relation to which secondary principle of design?
- A. Scale
 - B. Tension
 - C. Emphasis
 - D. Depth
28. Aesthetic appeal is which of the following?
- A. Harmony
 - B. Rhythm
 - C. Unity
 - D. Balance
29. What is the botanical name of this flower?
- A. *Matthiola incana* cv.
 - B. *Catharanthus roseus*
 - C. *Gladiolus x hortulanus* cv.
 - D. *Paphiopedilum x hybrid* cv.
30. Which of the following is the Fibonacci sequence of aesthetically pleasing proportion?
- A. 2:4:6:8
 - B. 2:3:5:8
 - C. 1:4:8:14
 - D. 3:6:9:12



31. Which of the following is an example of flower and foliage forms?

- A. Line
- B. Tension
- C. Open
- D. Focal

32. Out of the following list, which is the smallest diameter gauge of floral wire?

- A. 20
- B. 22
- C. 26
- D. 28

33. Which of the following occurred during the Greek period of floral art development?

- A. Ikebana was widely used
- B. The first commercial florist came into existence
- C. Fan-shaped arrangements gained popularity
- D. Geometric design was developed

34. Which of the following is NOT an example of floral design forms?

- A. Square
- B. Balanced
- C. Triangular
- D. Linear

35. Identify the following floral design tool.

- A. Bow maker
- B. Stem shaper
- C. Candle cup
- D. Corsage holder



36. Which of the following relates to the principle of unity?

- A. Rhythm
- B. Dominance
- C. Oneness of purpose
- D. Fragrance

37. In floral design, crossing stems so they do not originate from a logical point of origin causes which of the following?

- A. Refinement
- B. Excitement
- C. Lack of rhythm
- D. Motion

38. When used in design, which of the following terms best describes space?

- A. Surface quality
- B. Positive/negative
- C. Static/dynamic
- D. Shape

39. What is the name of this flower?

- A. Standard Carnation
- B. Hyacinth
- C. Birds of Paradise
- D. Yarrow



40. Identify the following floral design tool.

- A. Stem stripper
- B. Blade sharpener
- C. Wire curler
- D. Foam cutter



41. Solidago is considered which of the following flower types?

- A. Form
- B. Mass
- C. Line
- D. Filler

42. Which of the following is NOT a characteristic of botrytis(MOLD)?

- A. Considered a fungus
- B. Thrives in dry conditions
- C. Observed as gray mold
- D. Grows on plant surfaces

43. Which of the following would NOT increase ethylene production?

- A. Preserved foliage
- B. Smoke
- C. Aging flowers
- D. Ripening fruit

44. Which of the following best describes tangible and intangible?

- A. Contrast
- B. Transition
- C. Harmony
- D. Repetition

45. When used in design, which of the following terms best describes texture?

- A. Surface quality
- B. Positive/negative
- C. Static/Dynamic
- D. Shape

46. Which of the following was from the Flemish timeframe (era)?

- A. Created arrangements using a single flower
- B. Striped/flame colored tulips were popular
- C. Used daffodils as a form of currency
- D. Daffodils were traded similar to current day “stocks”

47. What is the common name of this plant?

- A. Jade Plant
- B. Prickly Plant
- C. Rubber Plant
- D. Friendship Plant



48. The general environmental rule of proportion for dimensions of a table centerpiece is which of the following?

- A. 1/9 of table area
- B. 1/3 of table area
- C. Round and low
- D. Balanced

49. Tension has a dynamic aesthetic quality which .

- A.Requires the use of monochromatic elements
- B.Requires skillful use of contrast
- C.May disrupt the rhythm of the design
- D.May cause the design to feel unbalanced

50. In balance, a high vertical line on one side is counterbalanced by a low horizontal line on the other side.

- A. Circular
- B. Symmetrical
- C.Asymmetrical
- D. Complete

51. Which of the following is NOT considered a potted plant?

- A. Pincushion Protea
- B. Dumb Cane
- C. Croton
- D. African violet

52. John is creating a floral arrangement for his class banquet. Which of the following is a primary flower he can use to establish the height or width of an arrangement?

- E. Common camellia
- F. French (florist's) hydrangea
- G. Flowering stock
- H. Gardenia

53. Using the word bank, label the flowers and potted plants. (6 points)

Bromeliad	Standard Carnation	Kalanchoe
Silver Dollar Eucalyptus	Gloxinia	Hypericum Berry













54. Floral arrangements need stem support. Which of the following would have the best support system?

- A. Aluminum wire
- B. Floral stem tape
- C. Storage container
- D. Floral foam

55. Teri Ann is creating a floral bouquet to mail to her mother. She wants the flowers to retain water and nutrients while in the box so they keep their fresh look. Which of the following tools should be used?

- A. Floral preservatives
- B. Floral stem tape
- C. Water tubes
- D. Anchor pins

56. Which of the following tools requires a small electric skillet to melt small pellets, chips or blocks of glue into a molasses-like consistency?

- A. Glue gun
- B. Pan melt glue
- C. Glue sticks
- D. Floral adhesive

57. Sarah is creating a boutonniere for her boyfriend. She needs to cut through the artificial stem to create the perfect length. Which of the following tools would be the most effective to achieve her goal and cut through the stem with ease in one cut?

- A. Wire cutters
- B. Pruning shears
- C. Straight knife
- D. Floral scissors

58. Kalli is placing her bouquet of flowers into a vase and would like to extend the shelf life of her flowers. Which of the following would be the best additive to include in her bouquet?

- A. Leaf shine
- B. Floral preservatives
- C. Floral adhesives
- D. Floral foam

59. On what scale are items typically priced in this floral shop?

- A. 5.4 percent
- B. 15 percent
- C. 0.25 percent
- D. 2.5 percent

60. How many days do flowers typically stay in the cooler before they are thrown away?

- A. 15
- B. 30
- C. 10
- D. 21

61. Using the word bank, label the flowers. (6 points)

Stock	Gerbera Daisy	Spray Rose
Baby's Breath	Magnolia Leaf	Delphinium













62. Complete the following table for the Eras of Floral History: (2 points per Era, 28 points)

Era	Flowers & Elements Used (decor or styling) - Name at least 2 of each	Important Facts that Stand Out - Name at least 1 per era
Egyptian		
Greek		
Roman		
Byzantine		
Middle Ages		
Renaissance		
Baroque		
Dutch Flemish		
French		
English-Georgian		
Victorian		
Colonial		
Neoclassical		
American Victorian		






ENHVR-51 Art. Agr. FloralDesign_Solano_Fall23

Final Audit Report

2023-09-11

Created:	2023-09-11
By:	Lynne Krause (lkrause@yccd.edu)
Status:	Signed
Transaction ID:	CBJCHBCAABA0SZ4zqZCfmQraVBPRKuuVILwfqEagcn

"ENHVR-51 Art. Agr. FloralDesign_Solano_Fall23" History

-  Document created by Lynne Krause (lkrause@yccd.edu)
2023-09-11 - 3:37:58 PM GMT- IP address: 207.62.81.2
-  Document emailed to George Sellu (gsellu@yccd.edu) for signature
2023-09-11 - 3:38:25 PM GMT
-  Email viewed by George Sellu (gsellu@yccd.edu)
2023-09-11 - 4:21:13 PM GMT- IP address: 207.62.81.2
-  Document e-signed by George Sellu (gsellu@yccd.edu)
Signature Date: 2023-09-11 - 4:21:58 PM GMT - Time Source: server- IP address: 207.62.81.2
-  Agreement completed.
2023-09-11 - 4:21:58 PM GMT





ENVHR 51-Floral Design

Final Audit Report

2024-01-06

Created:	2023-12-01
By:	Marisa Diaz-Jimenez (mdiaz1@yccd.edu)
Status:	Signed
Transaction ID:	CBJCHBCAABAASxhN5yi28MNaulny-M70ThVfc7hdReM

"ENVHR 51-Floral Design" History

-  Document created by Marisa Diaz-Jimenez (mdiaz1@yccd.edu)
2023-12-01 - 5:21:04 PM GMT
-  Document emailed to Sandra Fowler (sfowler@yccd.edu) for signature
2024-01-05 - 11:25:38 PM GMT
-  Document e-signed by Sandra Fowler (sfowler@yccd.edu)
Signature Date: 2024-01-06 - 3:32:49 AM GMT - Time Source: server
-  Agreement completed.
2024-01-06 - 3:32:49 AM GMT