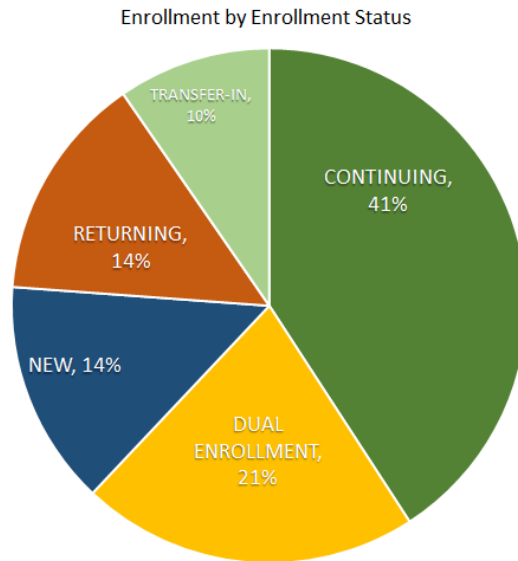


Woodland Community College 2019-2020 Demographics

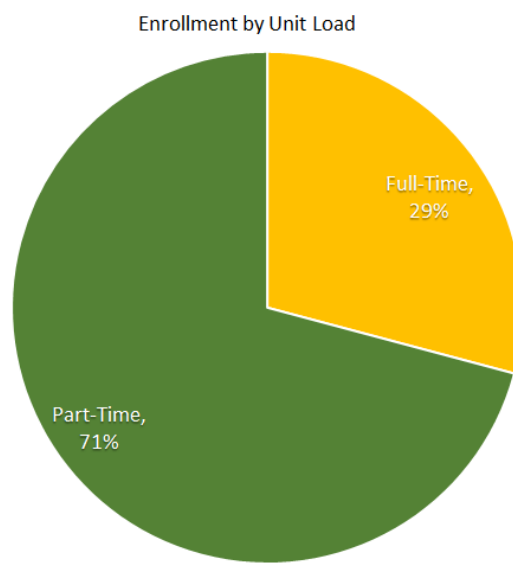
At the end of academic year 2019-2020, there were 6,684 students who were enrolled at Census at any Woodland Community College campus.



Enrollment is comprised of 945 (14%) newly enrolled students, 642 (10%) transfer-in students, 1,417 (21%) dual enrollment students (K-12), 951 (14%) returning students, and 2,729 (41%) continuing students.

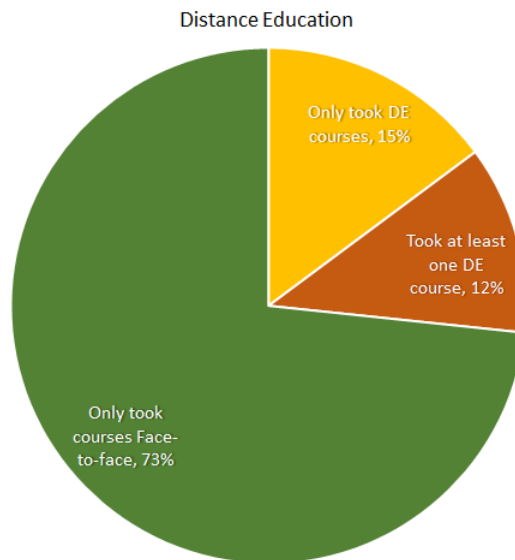
Definitions of enrollment status:

- New students have never enrolled at any other college
 - Transfer-in students are enrolling to Woodland Community College after being enrolled at another college
 - Dual enrollment (K-12) students are those who are in high school and taking classes at WCC
 - Returning students are those who were enrolled at Woodland Community College, took at least one semester off, and then returned to WCC
 - Continuing students are those who were enrolled in the previous semester and the current semester
-

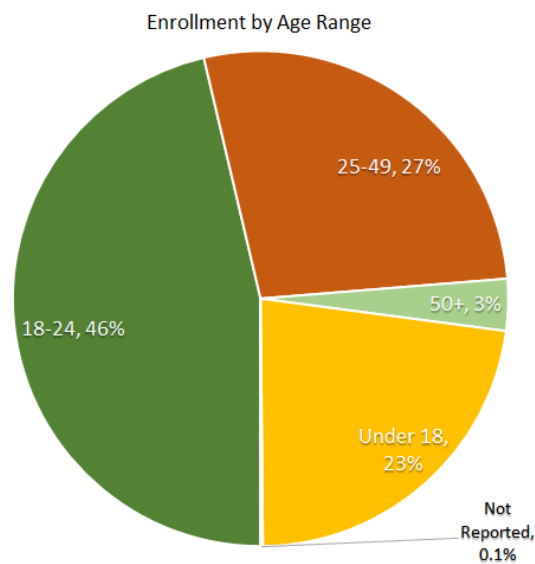


Woodland Community College 2019-2020 Demographics

Twenty-nine percent (1,948) of the students are full-time students (enrolled in 12 or more units) and seventy-one percent (4,736) are part-time students (enrolled in less than 12 units).

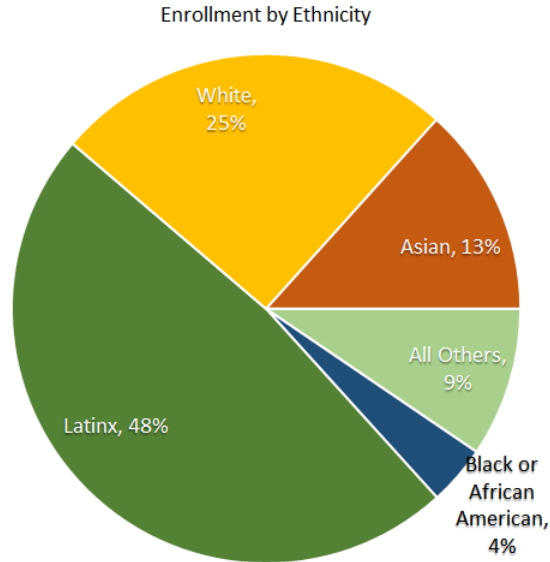


From the pie chart above, we can see that 15% of students only took distance education (DE) courses, 12% of students took at least one DE course, and 73% of students only took face-to-face courses.

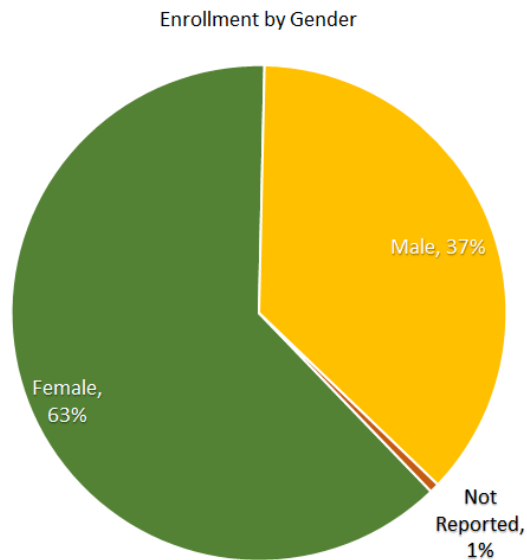


Of the students enrolled, 1,521 (23%) of them are younger than 18, 3,096 (46%) of them are between the ages of 18 and 24, 1,831 (27%) of them are between the ages of 25 and 49, and 226 (3%) of them are older than 50. For 10 students (0.1%), age was not reported.

Woodland Community College 2019-2020 Demographics



Student enrollment is comprised of 3,206 (48%) Latinx students, 1,701 (25%) White students, 890 (13%) Asian students, 253 (4%) Black/African American students, and 634 (9%) of other ethnicities.



Four thousand, one hundred eight-three (63%) of the students are female, 2,460 (37%) students are male, and 41 (1%) of the students did not report their gender.